

Over the hooks indicator - cattle

Market information provided by MLA's National Livestock Reporting Service

Queensland

report generated on Monday for the week ending 6 Sep 2019

MLA's Queensland over-the-hook (OTH) indicators are weighted averages, derived from grids supplied by approximately 70% of the processing capacity in Queensland on a weekly basis.

What is an indicator?

An indicator is used to assess market trends. Consistent contributors and methodology mean they can accurately be used for this purpose. For cattle, given there is variation across regions and classes, MLA has a range of indicators to best match individual needs. Other non-agricultural examples of indicators include the All Ords or the Brent Crude Oil Index.

How are they calculated?

MLA's Queensland OTH indicators are weighted averages, based on each contributing processing plants annual cattle slaughter. The greater the plant's slaughter, the greater the weighting that plant's prices have upon the indicator - e.g. the prices offered from a plant processing 1,000 head/week will be twice that of a plant processing 500 head/week.

How to apply it?

The indicators should be used as a means of following rises and falls in the market and should not be assumed as the actual price received.

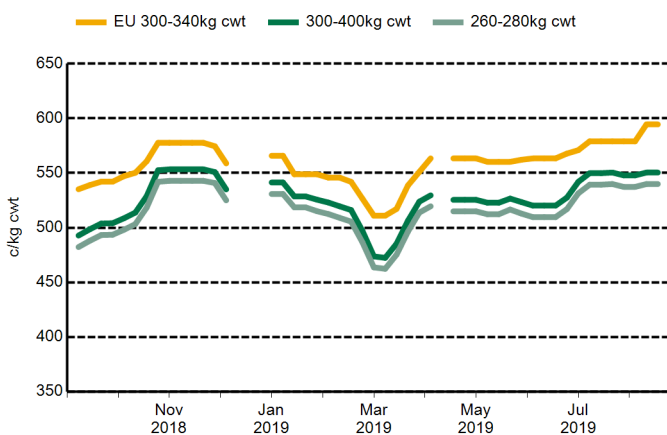
In addition, premiums and discounts to the OTH indicators may include, but are not limited to:

- HGP status
- Breed
- Certified programs (e.g. MSA, PCAS or EU)
- Bruises
- Dentition
- Fat and meat colour
- Weight
- Fat depth
- Butt shape

Some of these discounts and premiums are reflected in the MLA OTH indicators, but many are excluded. Further penalties can apply for incorrect or incomplete documentation, no NLIS tag, and any residue found in the meat deeming the carcass unfit for human consumption. Please consult your local processor for specific grids.

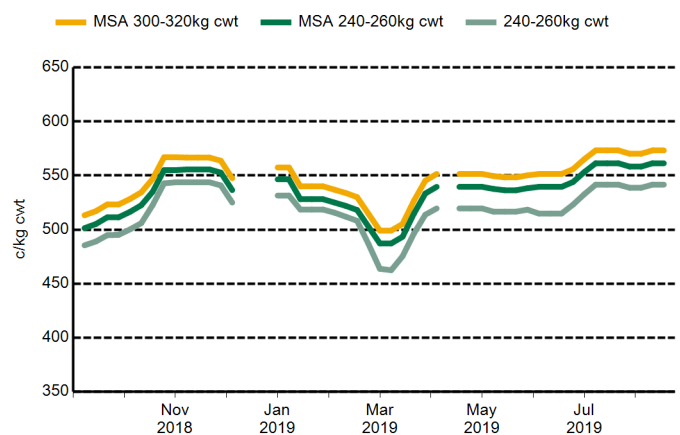
For the full indicator report, please refer to the following pages. To subscribe to the email report, please send a request to marketinfo@mla.com.au.

Grown steers*



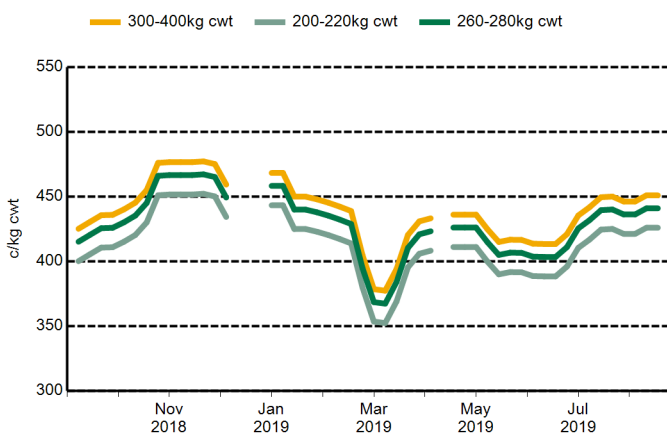
* all quoted indicators have 5-22mm fat, A-C butt shape and 0-4 tooth (YP)

Yearling steers**



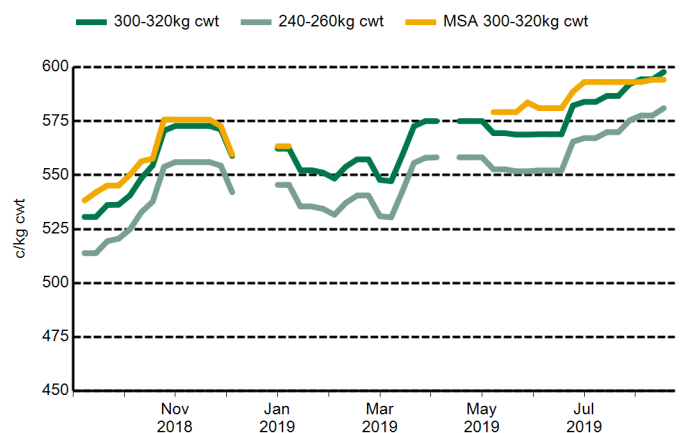
** all quoted indicators have 5-22mm fat, A-C butt shape and 0-2 tooth (YG)

Cows***



*** all quoted indicators have 3-12mm fat, A-D butt shape and 0-8 tooth (C)

100-day grainfed steers****



**** all quoted indicators have 5-22mm fat, A-C butt shape and 0-2 tooth (YG)

Over the hooks indicator - cattle

Market information provided by MLA's National Livestock Reporting Service

 Queensland report date 06 Sep 2019

Grade	Weight Range (cwt kg)	Dentition	Muscle Score	Fat (mm)	Average (c/kg cwt)	Trend
Yearlings						
Steers						
	220-240	0-2 (YG)	A-C	5-22	537	NC
	240-260	0-2 (YG)	A-C	5-22	542	NC
	260-280	0-2 (YG)	A-C	5-22	547	NC
	280-300	0-2 (YG)	A-C	5-22	552	NC
	300-320	0-2 (YG)	A-C	5-22	556	NC
Heifers						
	220-240	0-2 (YG)	A-C	5-22	532	NC
	240-260	0-2 (YG)	A-C	5-22	537	NC
	260-280	0-2 (YG)	A-C	5-22	542	NC
	280-300	0-2 (YG)	A-C	5-22	547	NC
	300-320	0-2 (YG)	A-C	5-22	551	NC
MSA Yearlings						
Steers						
	220-240	0-2 (YG)	A-C	5-22	556	NC
	240-260	0-2 (YG)	A-C	5-22	561	NC
	260-280	0-2 (YG)	A-C	5-22	566	NC
	280-300	0-2 (YG)	A-C	5-22	568	NC
	300-320	0-2 (YG)	A-C	5-22	573	NC
Heifers						
	220-240	0-2 (YG)	A-C	5-22	551	NC
	240-260	0-2 (YG)	A-C	5-22	556	NC
	260-280	0-2 (YG)	A-C	5-22	561	NC
	280-300	0-2 (YG)	A-C	5-22	563	NC
	300-320	0-2 (YG)	A-C	5-22	568	NC
Grown Steers						
EU Steer						
	300 - 340	0 - 4	A-C	5-22	594	NC
	240-260	0-4 (YP)	A-C	5-22	535	NC
		0-6 (PR)	A-C	5-22	530	NC
		0-8 (S)	A-C	5-22	523	NC
	260-280	0-4 (YP)	A-C	5-22	540	NC
		0-6 (PR)	A-C	5-22	535	NC
		0-8 (S)	A-C	5-22	528	NC
	280-300	0-4 (YP)	A-C	5-22	545	NC
		0-6 (PR)	A-C	5-22	540	NC
		0-8 (S)	A-C	5-22	533	NC
	300-400	0-4 (YP)	A-C	5-22	550	NC
		0-6 (PR)	A-C	5-22	545	NC
		0-8 (S)	A-C	5-22	539	NC

Cows

180-200	0-8 (C)	A-D	13-22	412	NC
	0-8 (C)	A-D	3-12	417	NC
	0-8 (C)	A-E	0-32	397	NC
200-220	0-8 (C)	A-D	13-22	421	NC
	0-8 (C)	A-D	3-12	426	NC
	0-8 (C)	A-E	0-32	408	NC
220-240	0-8 (C)	A-D	13-22	426	NC
	0-8 (C)	A-D	3-12	431	NC
	0-8 (C)	A-E	0-32	416	NC
240-260	0-8 (C)	A-D	13-22	431	NC
	0-8 (C)	A-D	3-12	436	NC
	0-8 (C)	A-E	0-32	421	NC
260-280	0-8 (C)	A-D	13-22	436	NC
	0-8 (C)	A-D	3-12	441	NC
	0-8 (C)	A-E	0-32	426	NC
280-300	0-8 (C)	A-D	13-22	441	NC
	0-8 (C)	A-D	3-12	446	NC
	0-8 (C)	A-E	0-32	431	NC
300-400	0-8 (C)	A-D	13-22	446	NC
	0-8 (C)	A-D	3-12	451	NC
	0-8 (C)	A-E	0-32	435	NC

Bulls

260-280	0-8 (B)	A-E	0-32	437	NC
280-300	0-8 (B)	A-E	0-32	442	NC
300-320	0-8 (B)	A-E	0-32	444	NC
320-440	0-8 (B)	A-E	0-32	450	NC

Grainfed 70 Days

Steers

220-240	0-2 (YG)	A-C	5-22	551	4
240-260	0-2 (YG)	A-C	5-22	556	4
260-280	0-2 (YG)	A-C	5-22	561	4
280-300	0-2 (YG)	A-C	5-22	566	4
300-320	0-2 (YG)	A-C	5-22	568	4

Heifers

220-240	0-2 (YG)	A-C	5-22	546	4
240-260	0-2 (YG)	A-C	5-22	551	4
260-280	0-2 (YG)	A-C	5-22	556	4
280-300	0-2 (YG)	A-C	5-22	561	4
300-320	0-2 (YG)	A-C	5-22	563	4

MSA Grainfed 70 Days

Steers

220-240	0-2 (YG)	A-C	5-22	565	NC
240-260	0-2 (YG)	A-C	5-22	569	NC
260-280	0-2 (YG)	A-C	5-22	573	NC
280-300	0-2 (YG)	A-C	5-22	573	NC
300-320	0-2 (YG)	A-C	5-22	574	NC

Heifers

220-240	0-2 (YG)	A-C	5-22	560	NC
240-260	0-2 (YG)	A-C	5-22	564	NC
260-280	0-2 (YG)	A-C	5-22	568	NC

280-300	0-2 (YG)	A-C	5-22	568	NC
300-320	0-2 (YG)	A-C	5-22	569	NC

Grainfed 100 Days

Steers

220-240	0-2 (YG)	A-C	5-22	575	3
240-260	0-2 (YG)	A-C	5-22	581	3
260-280	0-2 (YG)	A-C	5-22	586	3
280-300	0-2 (YG)	A-C	5-22	593	4
300-320	0-2 (YG)	A-C	5-22	598	4

Heifers

220-240	0-2 (YG)	A-C	5-22	568	4
240-260	0-2 (YG)	A-C	5-22	573	3
260-280	0-2 (YG)	A-C	5-22	578	3
280-300	0-2 (YG)	A-C	5-22	588	4
300-320	0-2 (YG)	A-C	5-22	593	4

MSA Grainfed 100 Days

Steers

220-240	0-2 (YG)	A-C	5-22	574	NC
240-260	0-2 (YG)	A-C	5-22	580	NC
260-280	0-2 (YG)	A-C	5-22	585	NC
280-300	0-2 (YG)	A-C	5-22	590	NC
300-320	0-2 (YG)	A-C	5-22	594	NC

Heifers

220-240	0-2 (YG)	A-C	5-22	570	NC
240-260	0-2 (YG)	A-C	5-22	575	NC
260-280	0-2 (YG)	A-C	5-22	580	NC
280-300	0-2 (YG)	A-C	5-22	585	NC
300-320	0-2 (YG)	A-C	5-22	589	NC

Disclaimer:

© MLA 2012. No part of this publication may be reproduced in any form or by any means without prior written permission of MLA. MLA makes no representations and to the extent permitted by law excludes all warranties in relation to the information contained in this publication. MLA is not liable to you or to any third party for any losses, costs or expenses, including any direct, indirect, incidental, consequential, special or exemplary damages or lost profit, resulting from any use or misuse of the information contained in this publication. Information contained in this publication has been obtained from a variety of third party sources which have not been verified by MLA.

