

Over the hooks indicator - cattle

Market information provided by MLA's National Livestock Reporting Service

Queensland

report generated on Monday for the week ending 7 Jun 2019

MLA's Queensland over-the-hook (OTH) indicators are weighted averages, derived from grids supplied by approximately 70% of the processing capacity in Queensland on a weekly basis.

What is an indicator?

An indicator is used to assess market trends. Consistent contributors and methodology mean they can accurately be used for this purpose. For cattle, given there is variation across regions and classes, MLA has a range of indicators to best match individual needs. Other non-agricultural examples of indicators include the All Ords or the Brent Crude Oil Index.

How are they calculated?

MLA's Queensland OTH indicators are weighted averages, based on each contributing processing plants annual cattle slaughter. The greater the plant's slaughter, the greater the weighting that plant's prices have upon the indicator - e.g. the prices offered from a plant processing 1,000 head/week will be twice that of a plant processing 500 head/week.

How to apply it?

The indicators should be used as a means of following rises and falls in the market and should not be assumed as the actual price received.

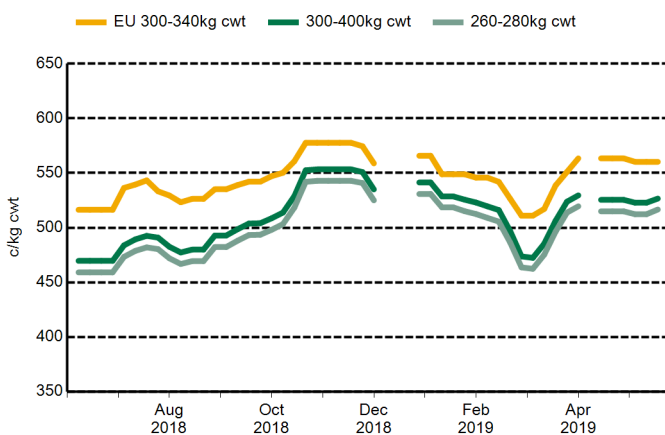
In addition, premiums and discounts to the OTH indicators may include, but are not limited to:

- HGP status
- Breed
- Certified programs (e.g. MSA, PCAS or EU)
- Bruises
- Dentition
- Fat and meat colour
- Weight
- Fat depth
- Butt shape

Some of these discounts and premiums are reflected in the MLA OTH indicators, but many are excluded. Further penalties can apply for incorrect or incomplete documentation, no NLIS tag, and any residue found in the meat deeming the carcass unfit for human consumption. Please consult your local processor for specific grids.

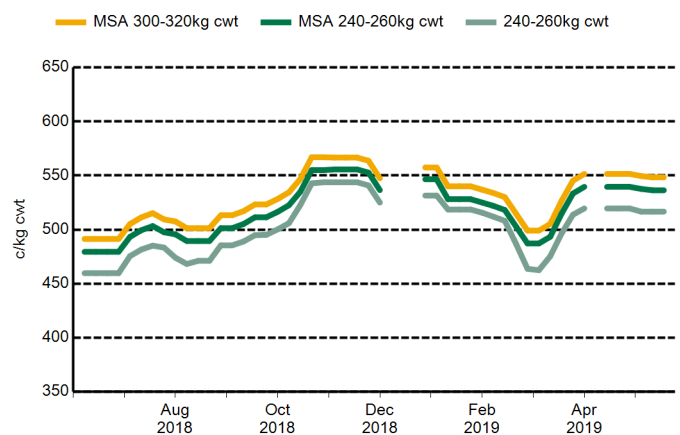
For the full indicator report, please refer to the following pages. To subscribe to the email report, please send a request to marketinfo@mla.com.au.

Grown steers*



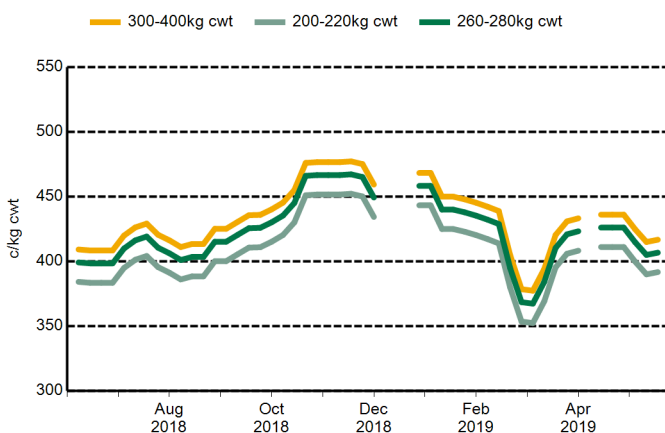
* all quoted indicators have 5-22mm fat, A-C butt shape and 0-4 tooth (YP)

Yearling steers**



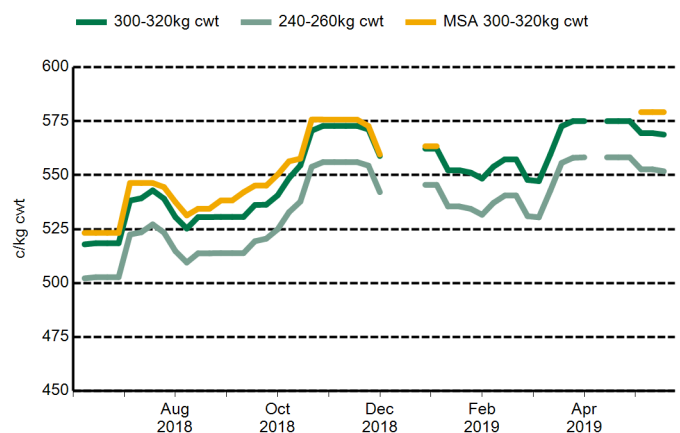
** all quoted indicators have 5-22mm fat, A-C butt shape and 0-2 tooth (YG)

Cows***



*** all quoted indicators have 3-12mm fat, A-D butt shape and 0-8 tooth (C)

100-day grainfed steers****



**** all quoted indicators have 5-22mm fat, A-C butt shape and 0-2 tooth (YG)

Over the hooks indicator - cattle

Market information provided by MLA's National Livestock Reporting Service

Queensland

report date 07 Jun 2019

Grade	Weight Range (cwt kg)	Dentition	Muscle Score	Fat (mm)	Average (c/kg cwt)	Trend
Yearlings						
Steers						
	220-240	0-2 (YG)	A-C	5-22	512	NC
	240-260	0-2 (YG)	A-C	5-22	517	NC
	260-280	0-2 (YG)	A-C	5-22	522	NC
	280-300	0-2 (YG)	A-C	5-22	527	NC
	300-320	0-2 (YG)	A-C	5-22	531	NC
Heifers						
	220-240	0-2 (YG)	A-C	5-22	507	NC
	240-260	0-2 (YG)	A-C	5-22	512	NC
	260-280	0-2 (YG)	A-C	5-22	517	NC
	280-300	0-2 (YG)	A-C	5-22	522	NC
	300-320	0-2 (YG)	A-C	5-22	526	NC
MSA Yearlings						
Steers						
	220-240	0-2 (YG)	A-C	5-22	531	NC
	240-260	0-2 (YG)	A-C	5-22	536	NC
	260-280	0-2 (YG)	A-C	5-22	541	NC
	280-300	0-2 (YG)	A-C	5-22	543	NC
	300-320	0-2 (YG)	A-C	5-22	548	NC
Heifers						
	220-240	0-2 (YG)	A-C	5-22	526	NC
	240-260	0-2 (YG)	A-C	5-22	531	NC
	260-280	0-2 (YG)	A-C	5-22	536	NC
	280-300	0-2 (YG)	A-C	5-22	538	NC
	300-320	0-2 (YG)	A-C	5-22	543	NC
Grown Steers						
EU Steer						
	300 - 340	0 - 4	A-C	5-22	560	NC
	240-260	0-4 (YP)	A-C	5-22	512	5
		0-6 (PR)	A-C	5-22	507	5
		0-8 (S)	A-C	5-22	500	4
	260-280	0-4 (YP)	A-C	5-22	517	5
		0-6 (PR)	A-C	5-22	512	5
		0-8 (S)	A-C	5-22	505	4
	280-300	0-4 (YP)	A-C	5-22	522	5
		0-6 (PR)	A-C	5-22	517	5
		0-8 (S)	A-C	5-22	510	4
	300-400	0-4 (YP)	A-C	5-22	527	4
		0-6 (PR)	A-C	5-22	522	4
		0-8 (S)	A-C	5-22	515	4

Cows

180-200	0-8 (C)	A-D	13-22	380	4
	0-8 (C)	A-D	3-12	385	4
	0-8 (C)	A-E	0-32	365	5
200-220	0-8 (C)	A-D	13-22	387	2
	0-8 (C)	A-D	3-12	392	2
	0-8 (C)	A-E	0-32	374	2
220-240	0-8 (C)	A-D	13-22	392	2
	0-8 (C)	A-D	3-12	396	1
	0-8 (C)	A-E	0-32	382	2
240-260	0-8 (C)	A-D	13-22	397	2
	0-8 (C)	A-D	3-12	402	2
	0-8 (C)	A-E	0-32	387	2
260-280	0-8 (C)	A-D	13-22	402	2
	0-8 (C)	A-D	3-12	407	2
	0-8 (C)	A-E	0-32	392	2
280-300	0-8 (C)	A-D	13-22	407	2
	0-8 (C)	A-D	3-12	412	2
	0-8 (C)	A-E	0-32	397	2
300-400	0-8 (C)	A-D	13-22	412	2
	0-8 (C)	A-D	3-12	417	2
	0-8 (C)	A-E	0-32	401	2

Bulls

260-280	0-8 (B)	A-E	0-32	393	NC
280-300	0-8 (B)	A-E	0-32	398	NC
300-320	0-8 (B)	A-E	0-32	399	NC
320-440	0-8 (B)	A-E	0-32	406	NC

Grainfed 70 Days

Steers

220-240	0-2 (YG)	A-C	5-22	520	NC
240-260	0-2 (YG)	A-C	5-22	525	NC
260-280	0-2 (YG)	A-C	5-22	530	NC
280-300	0-2 (YG)	A-C	5-22	535	NC
300-320	0-2 (YG)	A-C	5-22	537	NC

Heifers

220-240	0-2 (YG)	A-C	5-22	515	NC
240-260	0-2 (YG)	A-C	5-22	520	NC
260-280	0-2 (YG)	A-C	5-22	525	NC
280-300	0-2 (YG)	A-C	5-22	530	NC
300-320	0-2 (YG)	A-C	5-22	532	NC

MSA Grainfed 70 Days

Steers

220-240	0-2 (YG)	A-C	5-22	540	NC
240-260	0-2 (YG)	A-C	5-22	545	NC
260-280	0-2 (YG)	A-C	5-22	550	NC
280-300	0-2 (YG)	A-C	5-22	551	NC
300-320	0-2 (YG)	A-C	5-22	553	NC

Heifers

220-240	0-2 (YG)	A-C	5-22	536	NC
240-260	0-2 (YG)	A-C	5-22	540	NC
260-280	0-2 (YG)	A-C	5-22	545	NC

280-300	0-2 (YG)	A-C	5-22	546	NC
300-320	0-2 (YG)	A-C	5-22	548	NC

Grainfed 100 Days

Steers

220-240	0-2 (YG)	A-C	5-22	546	-1
240-260	0-2 (YG)	A-C	5-22	552	-1
260-280	0-2 (YG)	A-C	5-22	557	-1
280-300	0-2 (YG)	A-C	5-22	564	NC
300-320	0-2 (YG)	A-C	5-22	569	NC

Heifers

220-240	0-2 (YG)	A-C	5-22	538	-1
240-260	0-2 (YG)	A-C	5-22	544	-1
260-280	0-2 (YG)	A-C	5-22	549	-1
280-300	0-2 (YG)	A-C	5-22	559	NC
300-320	0-2 (YG)	A-C	5-22	564	NC

MSA Grainfed 100 Days

Steers

220-240	0-2 (YG)	A-C	5-22	559	NC
240-260	0-2 (YG)	A-C	5-22	565	NC
260-280	0-2 (YG)	A-C	5-22	570	NC
280-300	0-2 (YG)	A-C	5-22	575	NC
300-320	0-2 (YG)	A-C	5-22	579	NC

Heifers

220-240	0-2 (YG)	A-C	5-22	555	NC
240-260	0-2 (YG)	A-C	5-22	560	NC
260-280	0-2 (YG)	A-C	5-22	565	NC
280-300	0-2 (YG)	A-C	5-22	570	NC
300-320	0-2 (YG)	A-C	5-22	574	NC

Disclaimer:

© MLA 2012. No part of this publication may be reproduced in any form or by any means without prior written permission of MLA. MLA makes no representations and to the extent permitted by law excludes all warranties in relation to the information contained in this publication. MLA is not liable to you or to any third party for any losses, costs or expenses, including any direct, indirect, incidental, consequential, special or exemplary damages or lost profit, resulting from any use or misuse of the information contained in this publication. Information contained in this publication has been obtained from a variety of third party sources which have not been verified by MLA.

