

Over the hooks indicator - cattle

Market information provided by MLA's National Livestock Reporting Service

Queensland

report generated on Monday for the week ending 8 Nov 2019

MLA's Queensland over-the-hook (OTH) indicators are weighted averages, derived from grids supplied by approximately 70% of the processing capacity in Queensland on a weekly basis.

What is an indicator?

An indicator is used to assess market trends. Consistent contributors and methodology mean they can accurately be used for this purpose. For cattle, given there is variation across regions and classes, MLA has a range of indicators to best match individual needs. Other non-agricultural examples of indicators include the All Ords or the Brent Crude Oil Index.

How are they calculated?

MLA's Queensland OTH indicators are weighted averages, based on each contributing processing plants annual cattle slaughter. The greater the plant's slaughter, the greater the weighting that plant's prices have upon the indicator - e.g. the prices offered from a plant processing 1,000 head/week will be twice that of a plant processing 500 head/week.

How to apply it?

The indicators should be used as a means of following rises and falls in the market and should not be assumed as the actual price received.

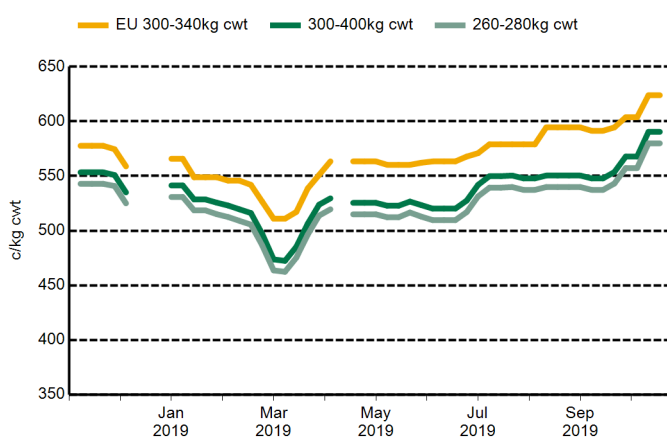
In addition, premiums and discounts to the OTH indicators may include, but are not limited to:

- HGP status
- Breed
- Certified programs (e.g. MSA, PCAS or EU)
- Bruises
- Dentition
- Fat and meat colour
- Weight
- Fat depth
- Butt shape

Some of these discounts and premiums are reflected in the MLA OTH indicators, but many are excluded. Further penalties can apply for incorrect or incomplete documentation, no NLIS tag, and any residue found in the meat deeming the carcass unfit for human consumption. Please consult your local processor for specific grids.

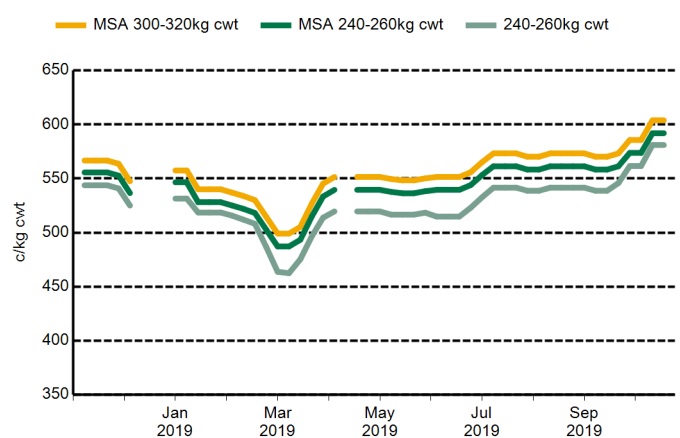
For the full indicator report, please refer to the following pages. To subscribe to the email report, please send a request to marketinfo@mla.com.au.

Grown steers*



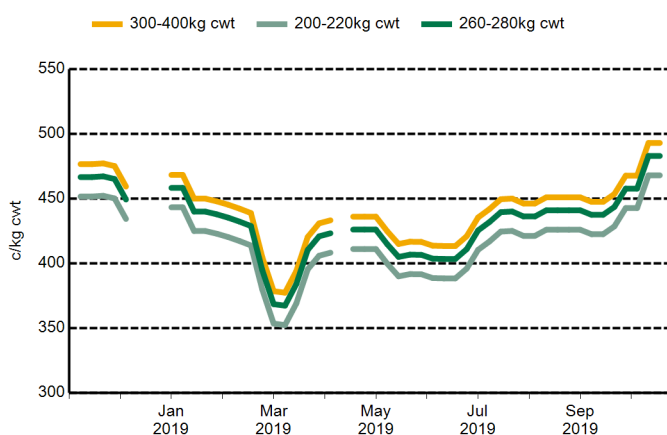
* all quoted indicators have 5-22mm fat, A-C butt shape and 0-4 tooth (YP)

Yearling steers**



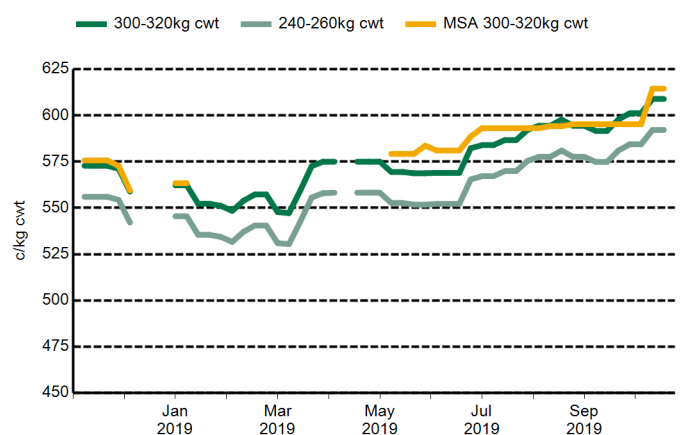
** all quoted indicators have 5-22mm fat, A-C butt shape and 0-2 tooth (YG)

Cows***



*** all quoted indicators have 3-12mm fat, A-D butt shape and 0-8 tooth (C)

100-day grainfed steers****



**** all quoted indicators have 5-22mm fat, A-C butt shape and 0-2 tooth (YG)

Over the hooks indicator - cattle

Market information provided by MLA's National Livestock Reporting Service

Queensland

report date 08 Nov 2019

Grade	Weight Range (cwt kg)	Dentition	Muscle Score	Fat (mm)	Average (c/kg cwt)	Trend
Yearlings						
Steers						
	220-240	0-2 (YG)	A-C	5-22	576	NC
	240-260	0-2 (YG)	A-C	5-22	581	NC
	260-280	0-2 (YG)	A-C	5-22	586	NC
	280-300	0-2 (YG)	A-C	5-22	591	NC
	300-320	0-2 (YG)	A-C	5-22	596	NC
Heifers						
	220-240	0-2 (YG)	A-C	5-22	571	NC
	240-260	0-2 (YG)	A-C	5-22	576	NC
	260-280	0-2 (YG)	A-C	5-22	581	NC
	280-300	0-2 (YG)	A-C	5-22	586	NC
	300-320	0-2 (YG)	A-C	5-22	591	NC
MSA Yearlings						
Steers						
	220-240	0-2 (YG)	A-C	5-22	587	NC
	240-260	0-2 (YG)	A-C	5-22	592	NC
	260-280	0-2 (YG)	A-C	5-22	597	NC
	280-300	0-2 (YG)	A-C	5-22	599	NC
	300-320	0-2 (YG)	A-C	5-22	604	NC
Heifers						
	220-240	0-2 (YG)	A-C	5-22	582	NC
	240-260	0-2 (YG)	A-C	5-22	587	NC
	260-280	0-2 (YG)	A-C	5-22	592	NC
	280-300	0-2 (YG)	A-C	5-22	594	NC
	300-320	0-2 (YG)	A-C	5-22	599	NC
Grown Steers						
EU Steer						
	300 - 340	0 - 4	A-C	5-22	624	NC
	240-260	0-4 (YP)	A-C	5-22	575	NC
		0-6 (PR)	A-C	5-22	570	NC
		0-8 (S)	A-C	5-22	563	NC
	260-280	0-4 (YP)	A-C	5-22	580	NC
		0-6 (PR)	A-C	5-22	575	NC
		0-8 (S)	A-C	5-22	568	NC
	280-300	0-4 (YP)	A-C	5-22	585	NC
		0-6 (PR)	A-C	5-22	580	NC
		0-8 (S)	A-C	5-22	573	NC
	300-400	0-4 (YP)	A-C	5-22	590	NC
		0-6 (PR)	A-C	5-22	585	NC
		0-8 (S)	A-C	5-22	579	NC

Cows

180-200	0-8 (C)	A-D	13-22	454	NC
	0-8 (C)	A-D	3-12	459	NC
	0-8 (C)	A-E	0-32	438	NC
200-220	0-8 (C)	A-D	13-22	463	NC
	0-8 (C)	A-D	3-12	468	NC
	0-8 (C)	A-E	0-32	450	NC
220-240	0-8 (C)	A-D	13-22	467	NC
	0-8 (C)	A-D	3-12	473	NC
	0-8 (C)	A-E	0-32	458	NC
240-260	0-8 (C)	A-D	13-22	473	NC
	0-8 (C)	A-D	3-12	478	NC
	0-8 (C)	A-E	0-32	463	NC
260-280	0-8 (C)	A-D	13-22	478	NC
	0-8 (C)	A-D	3-12	483	NC
	0-8 (C)	A-E	0-32	468	NC
280-300	0-8 (C)	A-D	13-22	483	NC
	0-8 (C)	A-D	3-12	488	NC
	0-8 (C)	A-E	0-32	473	NC
300-400	0-8 (C)	A-D	13-22	488	NC
	0-8 (C)	A-D	3-12	493	NC
	0-8 (C)	A-E	0-32	477	NC

Bulls

260-280	0-8 (B)	A-E	0-32	483	NC
280-300	0-8 (B)	A-E	0-32	488	NC
300-320	0-8 (B)	A-E	0-32	490	NC
320-440	0-8 (B)	A-E	0-32	496	NC

Grainfed 70 Days

Steers

220-240	0-2 (YG)	A-C	5-22	581	NC
240-260	0-2 (YG)	A-C	5-22	586	NC
260-280	0-2 (YG)	A-C	5-22	591	NC
280-300	0-2 (YG)	A-C	5-22	596	NC
300-320	0-2 (YG)	A-C	5-22	598	NC

Heifers

220-240	0-2 (YG)	A-C	5-22	576	NC
240-260	0-2 (YG)	A-C	5-22	581	NC
260-280	0-2 (YG)	A-C	5-22	586	NC
280-300	0-2 (YG)	A-C	5-22	591	NC
300-320	0-2 (YG)	A-C	5-22	593	NC

MSA Grainfed 70 Days

Steers

220-240	0-2 (YG)	A-C	5-22	592	NC
240-260	0-2 (YG)	A-C	5-22	597	NC
260-280	0-2 (YG)	A-C	5-22	601	NC
280-300	0-2 (YG)	A-C	5-22	601	NC
300-320	0-2 (YG)	A-C	5-22	602	NC

Heifers

220-240	0-2 (YG)	A-C	5-22	587	NC
240-260	0-2 (YG)	A-C	5-22	592	NC
260-280	0-2 (YG)	A-C	5-22	596	NC

280-300	0-2 (YG)	A-C	5-22	596	NC
300-320	0-2 (YG)	A-C	5-22	597	NC

Grainfed 100 Days

Steers

220-240	0-2 (YG)	A-C	5-22	587	NC
240-260	0-2 (YG)	A-C	5-22	592	NC
260-280	0-2 (YG)	A-C	5-22	597	NC
280-300	0-2 (YG)	A-C	5-22	604	NC
300-320	0-2 (YG)	A-C	5-22	609	NC

Heifers

220-240	0-2 (YG)	A-C	5-22	579	NC
240-260	0-2 (YG)	A-C	5-22	584	NC
260-280	0-2 (YG)	A-C	5-22	589	NC
280-300	0-2 (YG)	A-C	5-22	599	NC
300-320	0-2 (YG)	A-C	5-22	604	NC

MSA Grainfed 100 Days

Steers

220-240	0-2 (YG)	A-C	5-22	594	NC
240-260	0-2 (YG)	A-C	5-22	600	NC
260-280	0-2 (YG)	A-C	5-22	605	NC
280-300	0-2 (YG)	A-C	5-22	610	NC
300-320	0-2 (YG)	A-C	5-22	614	NC

Heifers

220-240	0-2 (YG)	A-C	5-22	590	NC
240-260	0-2 (YG)	A-C	5-22	595	NC
260-280	0-2 (YG)	A-C	5-22	600	NC
280-300	0-2 (YG)	A-C	5-22	605	NC
300-320	0-2 (YG)	A-C	5-22	609	NC

Learn more about coming changes to MLA Market Information by going to www.mla.com.au/update

Disclaimer:

© MLA 2012. No part of this publication may be reproduced in any form or by any means without prior written permission of MLA. MLA makes no representations and to the extent permitted by law excludes all warranties in relation to the information contained in this publication. MLA is not liable to you or to any third party for any losses, costs or expenses, including any direct, indirect, incidental, consequential, special or exemplary damages or lost profit, resulting from any use or misuse of the information contained in this publication. Information contained in this publication has been obtained from a variety of third party sources which have not been verified by MLA.

